












Products	Adjustable Speed	Single Pumping	Double Pumping	Closed System	Dual Voltage	Battery Options	Tote/ Carry Bag	Weight	Additional Info
 <p>Medela Pump In Style</p>	●	●	●				●	4.2 lbs	2-Phase Expression® technology that only the Medela breast pumps have. The motor of this pump is compact and very easy to carry.
 <p>Spectra S2</p>	●	●	●	●	●			4.1 lbs	Gentle and quiet pump. This pump has a night light which shines on the control buttons which make for great late night pumping sessions.
 <p>Ardo Calypso</p>	●	●	●	●	●	●		3.2 lbs	"Vacuum Seal" technology. Allows for battery power. (batteries not included).
 <p>Ameda Purely Yours</p>	●	●	●	●	●	●		1 lbs	Lightweight Proven AirLock Protection™ . No cleaning of tubing.
 <p>Hygeia Q</p>	●	●	●	●				2.4 lbs	You can independently control the cycle rate and suction strength on this pump.
 <p>Spectra S9 Plus9</p>	●	●	●	●		●		1 lbs	Completely portable and meant for travel. Due to this suction is not as great as a stand alone pump.
 <p>Spectra S1</p>	●	●	●	●	●	●		4.1 lbs	Built in rechargeable battery. Very quiet. Max suction of 300 mmHg.
 <p>Lansinoh Signature Pro</p>	●	●	●	●	●	●	●	2.3 lbs	Bluetooth® technology.
 <p>Evenflo Advanced Deluxe</p>	●	●	●	●		●	●	6 lbs	Advanced Control™ for ultimate personalization with 32 independent speed & suction settings.

Note: Additional accessories are available for each pump. Call or email with inquiries.